

# NORD DRIVESYSTEMS SOLUTIONS FOR DRAG/CHAIN CONVEYORS



*NORD DRIVESYSTEMS offers robust geared motors for all types of drag conveyors.*



Grain



Cement & Minerals



Power Generation



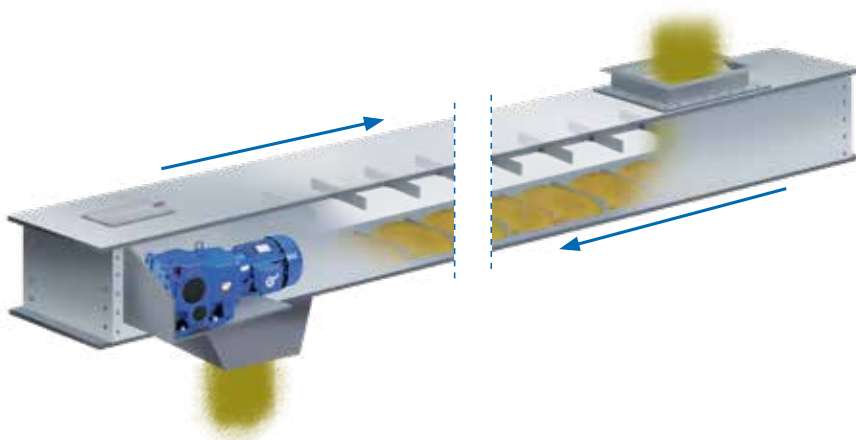
Fertilisers



Chemicals

## RELIABLE UNDER ALL CONDITIONS

Drag conveyors provide an optimum method for conveying grain and other bulk materials horizontally or on inclines. Available in flat or round-bottom designs and options such as by-pass inlets, multiple discharge points and wear-resistant linings, these conveyors are ideal for outdoor installations and can cope with many applications, as well as having significant advantages over other conveyor types with regard to safety, environmental protection and efficiency.



**NORD drive solutions are suitable for all drag conveyor applications that require e.g. multiple loading or discharge points such as transferring and removing products from bulk storage bins.**

### Flat Bottom Drag Conveyors

Especially suitable for handling free flowing bulk materials. Designed and engineered to provide long life and durability with minimum maintenance. Gentle and fast movement of the transferred material via a fully enclosed dust-tight conveyor.

### Round Bottom Drag Conveyors

Designed with an elevated head and tail section, this version helps to reduce noise, vibration and chordal action.

### L-Path or S-Path Drag Conveyors

A single (L-Path) or multiple (S-Path) direction change adapts the conveyor to the plant design. Expensive changes to the plant layout can be avoided. The system can also discharge from a vertical position.

### Mill Duty Drag Conveyors

Ideal for handling heavier, abrasive products such as aggregate, limestone and sand.

# NORD DRIVESYSTEMS SOLUTIONS FOR DRAG/CHAIN CONVEYORS



## RELIABLE AND ROBUST GEAR UNITS FOR ALL TYPES OF DRAG CONVEYORS

### UNICASE Parallel shaft gear units (Catalogue G1000)



- ✓ Foot mounted, flange mounted or hollow shaft mounted
- ✓ Hollow or solid shaft
- ✓ Compact design
- ✓ UNICASE housing

Sizes	15
Power	0.12 – 200 kW
Torque	110 – 100,000 Nm
Ratio	4.03:1 – 6,616.79:1

### UNICASE Bevel gear units (Catalogue G1000)



- ✓ Foot mounted, flange mounted or hollow shaft mounted
- ✓ Hollow or solid shaft
- ✓ Long life, low maintenance
- ✓ UNICASE housing

Sizes	11
Power	0.12 – 200 kW
Torque	180 – 50,000 Nm
Ratio	8.04:1 – 13,432.68:1

### UNICASE Helical gear units (Catalogue G1000)



- ✓ Foot or flange-mounted
- ✓ Long life, low maintenance
- ✓ Optimum sealing
- ✓ UNICASE housing

Sizes	11
Power	0.12 – 160 kW
Torque	10 – 26,000 Nm
Ratio	1.35:1 – 14,340.31:1

### MAXXDRIVE™ Industrial gear units (Catalogue G1050)



- ✓ Foot mounted, flange mounted or hollow shaft mounted
- ✓ Long life, low maintenance
- ✓ Parallel axis and right-angled gear units
- ✓ UNICASE housing
- ✓ Helical and bevel gear units

Sizes	11
Power	1.5 – 4,000 kW
Torque	15 – 250 kNm
Ratio	5.60:1 – 30,000:1







## DRIVEN BY ENERGY EFFICIENT MOTORS FOR ALL TYPES OF ENVIRONMENT

### Motors

Standard motor with recommendable options such as:

	IP66	Protected against water and dust
	RD / RDD	Rain Drip Canopy / Double Fan Drip Cover
	PTC/KTY/PT100	Thermistors
	IE2 Motors	For inverter driven motors
	IE3 Motors	For direct online driven motors

### Hazardous area ATEX

	Dust explosion protected drive solution Gas explosion protected drive solution
---	---

### Energy efficient

NORD drive solutions are environmentally friendly and help to reduce operating costs and minimise CO<sub>2</sub> emissions.

- High efficiency helical and bevel gear units achieve optimum power transmission performance.
- NORD motors comply with international energy efficiency classes up to IE4.



- NORD frequency inverters feature energy saving functions to effectively reduce energy consumption.

# NORD DRIVESYSTEMS

## SOLUTIONS FOR DRAG/CHAIN CONVEYORS



### Available Options and solutions:


- Direct mounting, elastic coupling or belt-driven input shaft to transfer torque
- Backstop to avoid return of material in case of power failure
- Special seals to protect the gear unit e.g. in case difficult ambient conditions
- Hollow shaft, solid shaft depending on drag conveyor connection
- Fixing element for attaching the hollow shaft
- Shrink disc for attaching the hollow shaft
- Cover (IP66) to provide additional protection
- Stainless steel shafts for corrosion protection
- NORD nsd tupH and food grade oil for food and beverage applications

- ATEX for explosive atmospheres
- NORD soft starter for smooth start and stop and reverse operation
- NORD frequency inverter for speed and torque control and process control

Our most popular version for chain/drag conveyor applications is the right-angle helical bevel geared motor with hollow shaft design. If this is not suitable for the application we can also supply parallel shaft and helical inline gear units.

Optional features are available to protect against harsh environmental conditions such as dust, high temperature and moisture.

## COMPLETE DRIVE SOLUTIONS FROM A SINGLE SOURCE



### NORD DRIVESYSTEMS Group

- Family business from Bargteheide near Hamburg with 3,900 employees
- Drive solutions for more than 100 branches of industry
- 7 production locations worldwide
- Present in 98 countries on 5 continents
- More information: [www.nord.com](http://www.nord.com)

### Headquarters:

**Getriebebau NORD GmbH & Co. KG**  
Getriebebau-Nord-Str. 1  
22941 Bargteheide, Germany  
T +49 4532 2890, F +49 4532 289 2253  
[info@nord.com](mailto:info@nord.com)

**Member of the NORD DRIVESYSTEMS Group**