

SK EMC2-3

Part number: 275 999 031

EMC Kit


NOTICE

Validity of this document

This document is only valid in combination with the operating instructions of the relevant frequency inverter and under strict compliance with the safety and warning instructions which they contain. Safe commissioning of this module and the frequency inverter depends on the availability of this information.

Scope of delivery

1 x	Shield angle	
1 x	Shield terminal	SK 35
2 x	Shield terminals	SK 14



Area of use

The frequency inverters have been developed for use in an industrial environment. In this environment, high levels of electromagnetic interference can act on or may be radiated by the frequency inverter. This interference is minimised by the use of an EMC kit. This also forms the basis for optimum EMC-compliant wiring. Alternatively, the EMC kit can also be used purely as a strain relief (e.g. for the connection cables of a bus system) (observe the bending radii).

Frequency inverter assignment

Permissible frequency inverters	Size	Power
SK 5xxE-551-323- ... SK 5xxE-751-323-	5	5.5 kW ... 7.5 kW
SK 5xxE-112-340- ... SK 5xxE-152-340-	5	11 kW ... 15 kW

Technical data

Material	Steel
Fastening	Present on the housing




Dimensions [mm] Width x Depth	156.5 x 52
Weight	≈ 0.2 kg

Technical Information / Datasheet	SK EMC2-3			
EMC kit	TI 275999031	V 1.0	1115	EN

Installation

Installation location	Lower edge (below the U-V-W terminals) on the housing screws
Fastening	With the existing fastening screws

Installation steps *

1.	<ul style="list-style-type: none"> Loosen the housing screws (1), but do not remove them Hook in the shield bracket (2) between the screw head and the housing 	
2.	<ul style="list-style-type: none"> Re-tighten the housing screws 	
3.	<ul style="list-style-type: none"> Arrange hammer clips (1) on the shield angle as required Pass the connecting cable through <p>Connect the cable shield to a large area using clips!</p>	

*Similar illustrations for different sizes

Additional documentation and software www.nord.com

Document	Designation
BU_0500	SK 500E – SK 535E frequency inverter manual

Document	Designation
BU_0505	SK 54xE frequency inverter manual