

GETRIEBEBAU NORD

Member of the NORD DRIVESYSTEMS Group

Getriebebau NORD GmbH & Co. KG

Getriebebau-Nord-Straße 1 • 22941 Bargteheide, Germany • www.nord.com



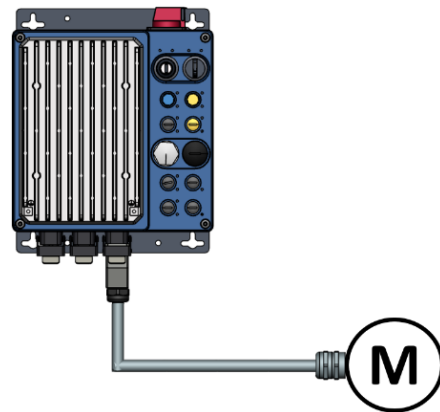
SK CE-HQ8-K-MA-OE20-M4-xxUL

Cable Motor

Scope of supply

1 x	Power plug (male), 8-poles plus PE
1 x	Cable with 8 single wires, shielded
1 x	EMV cable gland, size M25
1 x	Reduction M25 to M20

Part number	Cable length
275 274 211	3 m
275 274 212	5 m
Open wire ends prepared for ZKK option at: NORD Motor, frame size 63 or 71	



It only is allowed for qualified electricians to install and commission the module. An electrician is a person who, because of their technical training and experience, has sufficient knowledge relating to

- switching on, switching off, isolating, earthing and marking power circuits and devices,
- proper maintenance and use of protective devices in accordance with defined safety standards.



DANGER!

Danger of electric shock

The frequency inverter continues to carry hazardous voltages for up to 5 minutes after it was switched off.

- Work must not be carried out unless the device has been disconnected from the voltage and at least 5 minutes have elapsed since the mains was switched off!



Information

UL category (PVVA2)

This cable fulfils the requirements of the UL category PVVA2. The cable is mounted with UL listed components and is produced under the UL "Wiring Harness Program" (Category ZPFW2/8) at a certified production site. The polybag package of the harnesses gets a special UL "Wiring Harness" traceability label (Category ZPFW2).

Example of identification mark

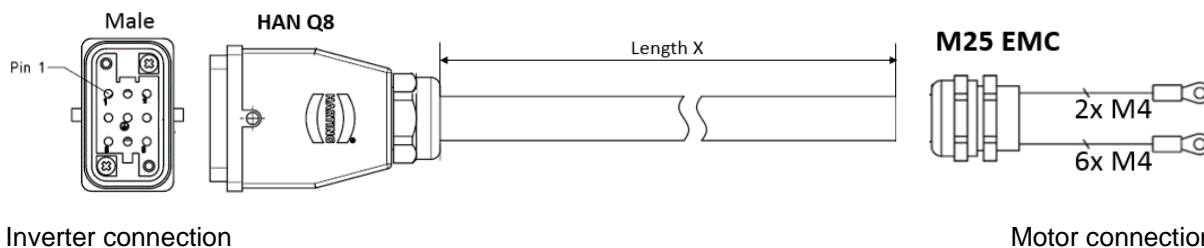


Field of use

This cable is specialised to connect the NORDAC *LINK* device with the **NORD motor (size 63 or 71)** with a **standard terminal box (ZKK)** via cable gland and fulfils the **UL category PVVA2**.

Technical Information / Datasheet	SK CE-HQ8-K-MA-OE20-M4-xxUL			
Specification of connection cable	TI 275274211-212	1.0	3419	en

The field distributor **NORDAC LINK** fulfils the standards of **EN 61800-3** and **EN 55011** with that **special cable** concerning to category and limit values of electromagnetic compatibility (EMC). The technical details are noted in our manual of **NORDAC LINK (BU 0250)**.



i Information

Fixed laying system for the cable!

This cable is only useable for fixed (not moved) installation. All values for the fixed laying system are noted on this data sheet. Other laying systems are not allowed with this cable type.

Technical Data

Specification	Plug
Number of contacts	8 + PE
Type of contacts	Male (M)
Rated current I _N	16 A
Rated voltage	600 V (UL)
Plug housing:	Plastic
Limit temperature	-40 ... +125 °C
Pollution degree	3

Specification	Cable
AWN Style	21179
Designation	4x 14AWG + 2x(2x18AWG)
Bending radius	5x cable diameter
Outside diameter	16,4 (+/-0.6) mm
Insulation material	PVC
Conductor material	Cu, blanc / Finely stranded
Open wire length	150 mm dismantled

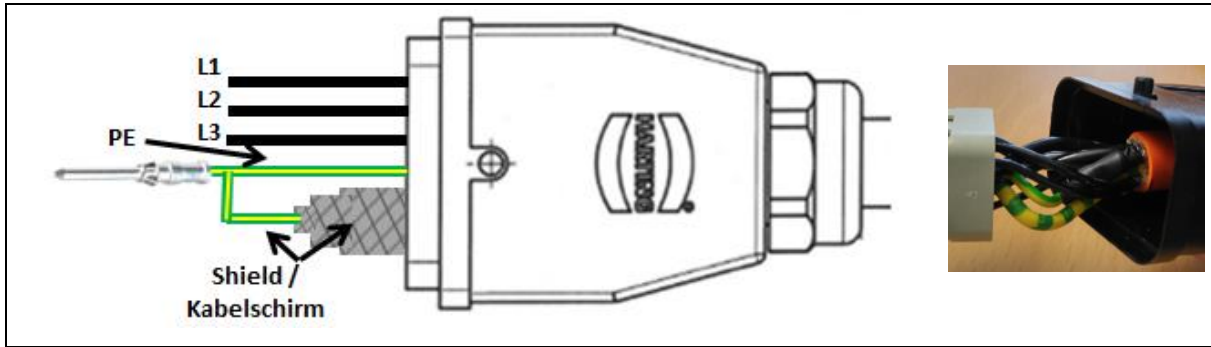
PIN assignment

Potential	PIN assignment electronics		Cable color: designation acc. to AWN Style		Open wires at motor side	
					Format	Terminal
U	1		Black:	U / L1 / C / L+	Cable lug ø 4mm	U1 / T1
V	7		Black:	V / L2	Cable lug ø 4mm	V1 / T2
W	3		Black:	W / L3 / D / L	Cable lug ø 4mm	W1 / T3
⊕	PE	PE	Green/Yellow		Cable lug ø 4mm	PE
		Braided shielding			M25 EMC cable gland	
BR -	4		Black:	5	Cable lug ø 4mm	BD1
BR +	6		Black:	6	Cable lug ø 4mm	BD2
TF -	5		Black:	7	Cable lug ø 4mm	2TP1
TF +	8		Black:	8	Cable lug ø 4mm	2TP2

i Information

Shield connection at HAN Q8 plastic plug

The shielding braid must be connected over a large area via separate wire to the PE conductor. The shield and the PE conductor must be isolated and connected together on the PE-PIN.



Additional documentation and software (www.nord.com)

Document	Designation
BU 0155	Manual for Motor Starters SK 155E-FDS, SK 175E-FDS
BU 0250	Frequency Inverter Manual for SK 250E-FDS