

GETRIEBEBAU NORD

Member of the NORD DRIVESYSTEMS Group



Getriebebau NORD GmbH & Co. KG

Getriebebau-Nord-Straße 1 • 22941 Bargteheide, Germany • www.nord.com

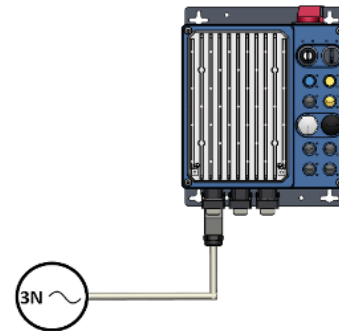
SK CE-HQ4-K-LE-OE-xxUL

Cable Mains

Scope of supply

1 x	Power plug, 6-poles + PE
1 x	Cable set with 4 single conductors

Part number	Cable length
275 274 241	3 m
275 274 242	5 m
The open wires are not prepared for connection.	



It only is allowed for qualified electricians to install and commission the module. An electrician is a person who, because of their technical training and experience, has sufficient knowledge relating to

- switching on, switching off, isolating, earthing and marking power circuits and devices,
- proper maintenance and use of protective devices in accordance with defined safety standards.

⚠ DANGER!

Danger of electric shock

The frequency inverter continues to carry hazardous voltages for up to 5 minutes after it was switched off.

- Work must not be carried out unless the device has been disconnected from the voltage and at least 5 minutes have elapsed since the mains was switched off!

i Information

UL category (PVVA2)

This cable fulfils the requirements of the UL category PVVA2. The cable is mounted with UL listed components and is produced under the UL "Wiring Harness Program" (Category ZPFW2/8) at a certified production site. The polybag package of the harnesses gets a special UL "Wiring Harness" traceability label (Category ZPFW2).

Example of identification mark

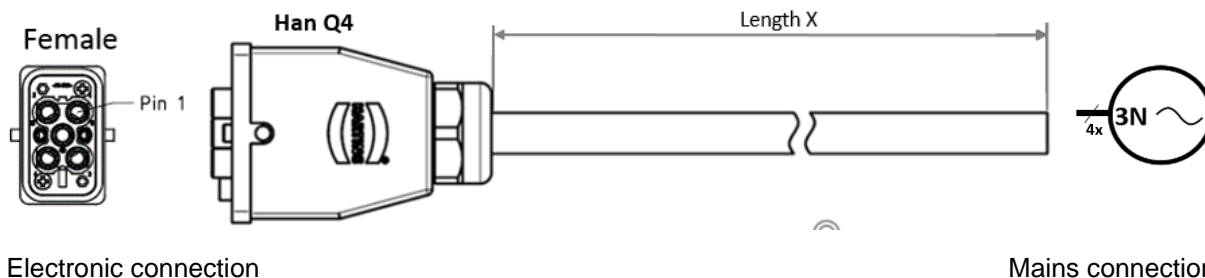


Field of use

The mains incoming cable is useable to connect the electronic device via plug.

The power plug HAN Q4/2 (4x power contacts + PE) will be used for the mains incoming voltage.

Technical Information / Datasheet	SK CE-HQ4-K-LE-OE-xxUL			
Specification of connection cable	TI_275274241-242	1.0	3419	en



i Information

Fixed laying system for the cable!


This cable is only useable for fixed (not moved) installation. All values for the fixed laying system are noted on this data sheet. Other laying systems are not allowed with this cable type.

Technical Data

Specification	Plug
Number of contacts	4 + PE
Type of contacts	Female (F)
Rated current I _N	16 A
Rated voltage	400 V (EU)
Plug housing:	Plastic
Limit temperature	-40° ... +80 °C
Pollution degree	3

Specification	Cable
AWN Style	21179
Designation	4x 14AWG
Bending radius	3x cable diameter
Outside diameter	approx. 10 mm
Insulation material	PVC
Conductor mat. / type	Cu, blanc / Finely stranded
Open wires	Not dismantled

PIN assignment

Potential	PIN assignment Electronics	Cable color: designation acc. to AWN	Open end Mains connection
L1	1	Black: 1 / L1	Single wire ø 2,5mm.
L2	2	Black: 2 / L2	Single wire ø 2,5mm.
L3	3	Black: 3 / L3	Single wire ø 2,5mm.
	GNYE	Green Yellow	Single wire ø 2,5mm.