

GETRIEBEBAU NORD

Member of the NORD DRIVESYSTEMS Group



Getriebebau NORD GmbH & Co. KG

Getriebebau-Nord-Straße 1 • 22941 Bargteheide, Germany • www.nord.com

SK CE-A5M-IG0-A5F-xxM

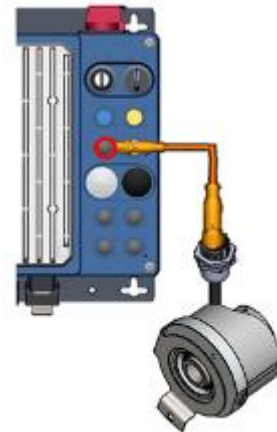
Cable IG-IGx2P5

Scope of supply

1 x	M12 plug (M), 5-poles, straight
1 x	Cable with 6 single wires, shielded, twisted pairs
1 x	M12 plug (F), 5-poles, straight,

Part number	Cable length
275 274 879	1 m
275 274 875	2 m
275 274 876	3 m
275 274 877	5 m
275 274 878	10 m

HTL encoder cable for NORD option:
"IG12P5 / IG22P5 / IG42P5" (5-poles) with 0-Track



DANGER!

Danger of electric shock

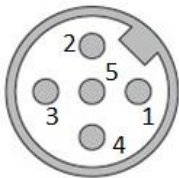
The frequency inverter continues to carry hazardous voltages for up to 5 minutes after it was switched off.

- Work must not be carried out unless the device has been disconnected from the voltage and at least 5 minutes have elapsed since the mains was switched off!

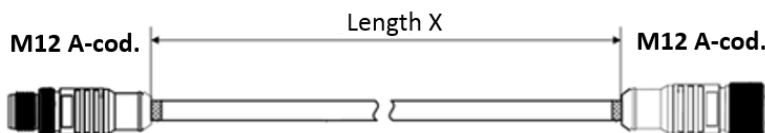
Field of use

The cable connects the electronic device and the NORD incremental encoder "IGx2P5" (HTL) with 0-Track. The option "IG12P5 / IG22P5 / IG42P5" must be equipped with a 5-poles M12 encoder plug type.

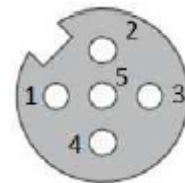
Male



Inverter connection



Female



Encoder connection

Technical Information / Datasheet	SK CE-A5M-IG0-A5F-xxM			
Specification of connection cable	TI 275274875-878	V 1.0	3419	en

i Information

Fixed laying system for the cable

This cable is only useable for stationary (not moved) installation. All values for the fixed laying system are noted on this data sheet. Other laying systems are not allowed with this cable type.






Technical Data

M12 plug	Specification	
	Male (M)	Female (F)
Contact quantity	5-poles	
Coding	A – coded	
Contact type	Male (M)	Female (F)
Screw M12x1	Screw	Nut
Construction type	straight	
Protection (screwed)	IP67	
Breakaway torque	0,6 Nm	
Pollution degree	3	

Cable	Specification
AWM Style	20549
Jacket material	PUR
Jacket color	Grey
Outside diameter	6,5 mm (+/- 0.25)
Bending radius	4x cable diameter
Wire cross section	3x 2x 0.25 mm ²
Wire isolation	PP
General information	
Operating voltage	max. 60 V DC
Operating current	max. 2 A
Operating temperature	-10 ... + 80°C
Flammability test	FT2

Cable	Specification
Braid shield coverage	Existent, 80%
Material	Tinned copper

PIN assignment:

Function	PIN Male (M) at electronic side	Schematic diagram	PIN Female (F) at encoder side	Function
+24 V	1		1	+24 V
„B“ Track	2		2	„B“ Track
GND	3		3	GND
„A“ Track	4		4	„A“ Track
„Zero“ Track	5		5	„Zero“ Track