

5xxE_Size 4/700E_Size 2

Part number: 275 219 070

Mounting Adapter Kit

Scope of delivery

1 x	Adapter plate	With countersunk bolt M5x16
2 x	Nut, spring washer	M5



Field of use

The adapter kit is used to adapt an SK 5xxE to the mounting dimensions of an SK 700E.

Frequency inverter assignment

SK 700E series frequency inverters			SK 500E series frequency inverters		
Type	Size	Power	Type	Size	Power
SK 700E-551-340-A	2	5.5 kW	SK 5xxE-551-340-A	4	5.5 kW
SK 700E-751-340-A	2	7.5 kW	SK 5xxE-751-340-A	4	7.5 kW

Technical data

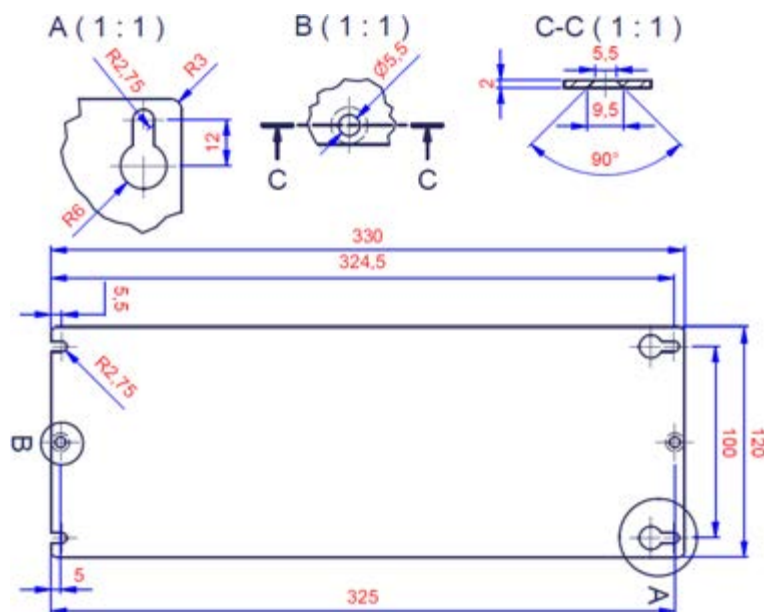
General

Material	Stainless steel
Wall mounting (bore hole)	4 x M5

Weight	approx. 620 g
Unit mounting (Countersunk bolt)	2 x M5



Technical Information / Datasheet	5xxE_BG4/700E_BG2			
Mounting Adapter Kit	TI 275219070	V 1.0	0715	EN

Dimensions



Installation

On the top and bottom of the frequency inverter, fit one adapter plate (2) each to the wall mounting brackets (1).



*Similar illustrations for different sizes

Use supplied nuts and spring washers to do so. The fastening material (dowels, screws) for mounting in the intended location is not part of the scope of delivery.

NOTICE

To avoid damaging the frequency inverter, turn the wall mounting brackets to the standard position (Item 1) before attaching them to the frequency inverter.

This is the only way to ensure that a large area of the unit is securely fastened to the mounting surface with the *Mounting Adapter Kit*.

- (1) – Standard position of wall mounting bracket
- (2) – Position not permissible

Damage to the unit



Further Documentation and Software (www.nord.com)

Document	Name
BU 0500	SK 500E - SK 535E frequency inverter manual
BU 0505	SK 54xE frequency inverter manual

Document	Meaning
BU 0700	SK 700E frequency inverter manual