

# GETRIEBEBAU NORD

Member of the NORD DRIVESYSTEMS Group



Getriebebau NORD GmbH & Co. KG

Getriebebau-Nord-Straße 1 • 22941 Bargteheide, Germany • www.nord.com

## SK CE-HQ42-K-LA-HQ42-xxUL

Cable Daisy-Chain

with 24V DC voltage supply

### Scope of supply

2 x	Power plug, 6-poles + PE
1 x	Cable set with 6 single conductors

Part number	Cable length
275 274 256	3 m
275 274 257	5 m
The cable uses plugs at both ends.	



Only qualified electricians are allowed to install and commission the module. An electrician is a person who, because of their technical training and experience, has sufficient knowledge with regard to

- switching on, switching off, isolating, earthing and marking power circuits and devices,
- proper maintenance and use of protective devices in accordance with defined safety standards.



**DANGER!**

### Danger of electric shock

The frequency inverter continues to carry hazardous voltages for up to 5 minutes after it was switched off.

- Work must not be carried out unless the device has been disconnected from the voltage and at least 5 minutes have elapsed since the mains was switched off!



### Information

### UL category (PVVA2)

This cable fulfils the requirements of the UL category PVVA2. The cable is mounted with UL listed components and is produced under the UL "Wiring Harness Program" (Category ZPFW2/8) at a certified production site. The polybag package of the harnesses gets a special UL "Wiring Harness" traceability label (Category ZPFW2).

Example of identification mark

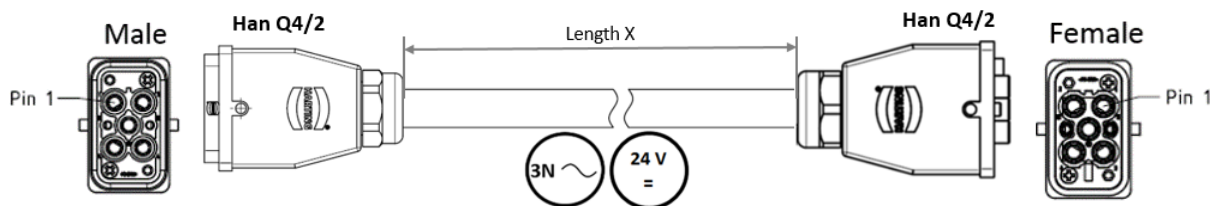


### Field of use

The daisy chain cable is useable to supply mains voltage supply between two electronic devices.

The power plug HAN Q4/2 (4x power contacts + PE and 2 signal contacts) will be used for the daisy chain of mains incoming and the control voltage of the electronic device.

Technical Information / Datasheet	SK CE-HQ42-K-LA-HQ42-xxUL			
Specification of connection cable	TI_275274256-257	1.0	2019	en



Output: Mains connection (incl. 24V DC)

Input: Mains connection (incl. 24V DC)

### **i** Information

### Fixed laying system for the cable!



This cable is only useable for fixed (not moved) installation. All values for the fixed laying system are noted on this data sheet. Other laying systems are not allowed with this cable type.

### Technical Data

Specification	Plugs
Number of contacts	4/2 + PE
Type of contacts	Male (M) / Female (F)
Rated current I <sub>N</sub>	16 A [power]
Rated voltage	400 V (EU), [power]
Rated current I <sub>N</sub>	10 A [signal]
Rated voltage	250 V (EU), [signal]
Plug housing:	Plastic
Limit temperature	-40°... +80 °C
Pollution degree	3

Specification	Cable
AWN Style	21179
Designation	4x 12AWG + 2x 16AWG
Bending radius	4x cable diameter
Outside diameter	approx. 12,7 mm
Insulation material	PVC
Conductor material	Cu, Blanc
Conductor type	Finely stranded
Laying system	Fixed (not moved)
Cable ends	Each end with plug

### PIN assignment

Potential	PIN assignment Electronics Power OUT (Male)	Cable color: designation acc. to AWN	Potential	PIN assignment Electronics Power IN (Female)
L1	1	<b>Black: 1 / L1</b>	L1	1
L2	2	<b>Black: 2 / L2</b>	L2	2
L3	3	<b>Black: 3 / L3</b>	L3	3
	PE	<b>Green</b> <b>Yellow</b>		PE
+24V DC	11	<b>Black: 4</b>	+24V DC	11
GND	12	<b>White: 5</b>	GND	12