

| | | | | | |
|----|-----------|----------------|-----------------|-------------|---------------|
| SK | Gear Unit | Shaft/Mounting | Reducer Options | Motor/Input | Motor Options |
| | 1 | 2 | 3 | 4 | |

| Gear Unit | | | |
|-----------|--------|---------|----------|
| 0182NB | 1382NB | 1282/02 | 6382/22 |
| 0282NB | 2382 | 2282/02 | 6382/32 |
| 1282 | 3382 | 3282/12 | 7382/22 |
| 2282 | 4382 | 4282/12 | 7382/32 |
| 3282 | 5382 | 5282/12 | 8382/22 |
| 4282 | 6382 | | 8382/32 |
| 5282 | 7382 | | 9382/42 |
| 6282 | 8382 | | 9382/52 |
| 7282 | 9382 | | 10382/52 |
| 8282 | 10382 | | 11382/52 |
| 9282 | 11382 | | |
| 10282 | 12382 | | |
| 11282 | | | |

| Shaft/Mounting | | |
|---|---|---|
| <input type="checkbox"/> VZ - Solid Shaft/B14 Flange | <input type="checkbox"/> VX - Solid Shaft/Foot | <input type="checkbox"/> AZ - Hollow Shaft/B14 Flange |
| <input type="checkbox"/> VF - Solid Shaft/B5 Flange | <input type="checkbox"/> LX - Double Solid Shaft/Foot | <input type="checkbox"/> AF - Hollow Shaft/B5 Flange |
| <input type="checkbox"/> SCP - Screw Conveyor Package | | <input type="checkbox"/> AX - Hollow Shaft/Foot |

| Reducer Options | | |
|---|---|--|
| <input type="checkbox"/> B - Fixing Kit | <input type="checkbox"/> LL - Long Term Storage | <input type="checkbox"/> Cross Drilled Shaft |
| <input type="checkbox"/> G - Rubber Buffers | <input type="checkbox"/> VL - Heavy Duty Output Bearings | <input type="checkbox"/> FKM - Fluoro-rubber Seals |
| <input type="checkbox"/> VG - Heavy Duty Rubber Buffers | <input type="checkbox"/> VL2 - Spread Bearing Design | <input type="checkbox"/> OSG - Oil Sight Glass |
| <input type="checkbox"/> H - Hollow Shaft Cover | <input type="checkbox"/> VL3 - Oil Safe Spread Bearing Design | <input type="checkbox"/> OA - Oil Expansion Chamber |
| <input type="checkbox"/> H66 - IP66 Hollow Shaft Cover | <input type="checkbox"/> VL4 - Drywell Drop Bearing Design | <input type="checkbox"/> OC - Oil Cooler |
| <input type="checkbox"/> SH - Shrink Disc & Cover | <input type="checkbox"/> LX - Double Solid Shaft | <input type="checkbox"/> WC - Water Cooling Cover |
| <input type="checkbox"/> VSH - Heavy Duty Shrink Disc & Cover | <input type="checkbox"/> SM5 - Stainless Steel Output Shaft | <input type="checkbox"/> OT - Oil Reservoir Tank |
| <input type="checkbox"/> M - GRIPMAXX™ | <input type="checkbox"/> SWA - Special Hollow Shaft | <input type="checkbox"/> MDP - Magnetic Drain Plug |
| <input type="checkbox"/> PR - Flange Pilot Removal | <input type="checkbox"/> SWV - Special Solid Shaft | <input type="checkbox"/> ADP - Additional Drain Plug |

| Input Shaft | NEMA Adapter | IEC | Integral Motors | Integral Premium Efficient Motors | Integral Intermittent Duty (60 min) Motors | Scoop | Motor Platform | Servo Adapter (Keyed) | |
|-------------|--------------|---------|-----------------|-----------------------------------|--|----------------|----------------|-----------------------|-----------------------|
| W | N56C | IEC 63 | 63S/4 - 0.16hp | 80LP/4 - 1hp | 225RP/4 - 40hp | 80L/4 - 1hp | S56 | MKN056 | SEP 100 |
| | N140TC | IEC 71 | 63L/4 - 0.25hp | 90SP/4 - 1.5hp | 225SP/4 - 50hp | 90S/4 - 1.5hp | S140T | MKN140 | SEP 130 |
| | N180TC | IEC 80 | 71S/4 - 0.33hp | 90LP/4 - 2hp | 225MP/4 - 60hp | 90L/4 - 2hp | S180T | MKN180 | SEP 165 |
| | N210TC | IEC 90 | 71L/4 - 0.50hp | 100LP/4 - 3hp | 250WP/4 - 75hp | 100L/4 - 3hp | S210T | MKN210 | SEP 215 |
| | N250TC | IEC 100 | 80S/4 - 0.75hp | 112MP/4 - 5hp | 280SP/4 - 100hp | 100LA/4 - 5hp | S250T | MKN250 | SEP 300 |
| | N280TC | IEC 112 | | 132SP/4 - 7.5hp | 280MP/4 - 125hp | 112M/4 - 5.4hp | S280T | MKN280 | Servo Adapter (Clamp) |
| | N320TC | IEC 132 | | 132MP/4 - 10hp | 315SP/4 - 150hp | 132S/4 - 7.5hp | S320T | MKN320 | |
| | N360TC | IEC 160 | | 160MP/4 - 15hp | 315MP/4 - 175hp | 132M/4 - 10hp | S360T | MKN360 | SEP 100 |
| | N400TC | IEC 180 | | 160LP/4 - 20hp | 315RP/4 - 200hp | 160M/4 - 15hp | S400T | MKN400 | SEP 130 |
| | | IEC 200 | | 180MP/4 - 25hp | 315LP/4 - 250hp | 160L/4 - 20hp | | | SEP 165 |
| | | IEC 225 | | 180LP/4 - 30hp | | 180MX/4 - 25hp | | | SEP 215 |
| | | IEC 250 | | | | 180LX/4 - 30hp | | | SEP 300 |
| | | IEC 280 | | | | 200LX/4 - 40hp | | | |
| | | IEC 315 | | | | | | | |

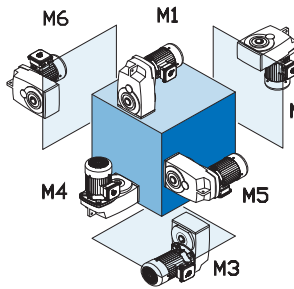
Product Specifications

Ratio :1

— OR —

Output Speed rpm

- Mounting Position
- M1
 - M2
 - M3
 - M4
 - M5
 - M6
 - Special _____



- Paint
- Standard Stainless Steel Paint
 - NSD+ (gray)
 - NSD+W (white)
 - NSD-X3 (gray)
 - NSD-X3W (white)
 - Casting Primed
 - Special _____

- Lubricant
- Standard
 - Synthetic
 - Food Grade
 - Other _____

Shaft Diameter (If required)

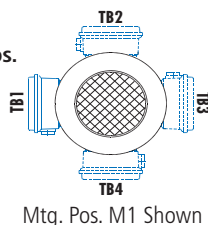
B5 Flange Diameter (If required)

SCP Drive Shaft Diameter (If required)

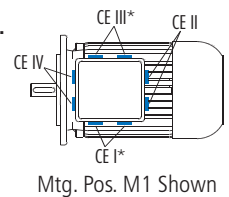
Gearmotor Only Details

- Voltage & Frequency
- 230/460V-60Hz (460V only ≥ 40 hp)
 - 575V-60Hz
 - 208V-60Hz
 - 400V-50Hz
 - 115/230V-60Hz, 1 ph.
 - Other _____

- Terminal Box Pos.
- TB1
 - TB2
 - TB3
 - TB4



- Conduit Entry Loc.
- CE I*
 - CE II
 - CE III
 - CE IV*



* Brakemotor